



**RENOLD A&S**

**More than  
just a chain.**

**RENOLD**

*Superior Technology*

[www.renold.com](http://www.renold.com)

Start >>

# Renold A&S Roller Chain

## More than just a chain

### Renold A&S Roller Chain

Renold A&S roller chain has long been recognised for its high quality and affordable reliability. It has earned a strong reputation for its excellent wear resistance, high fatigue resistance and durability and these factors have helped A&S become the most widely used chain brand in Europe. The guaranteed quality and the assurance of reliability.


### More than just a chain

With its reliability and performance, A&S roller chain significantly contributes to reduced downtime and maintenance and has the ability to meet the needs of diverse applications and the continuously increasing demands of industry. To make sure that A&S chain keeps up with these increasing demands, a series of upgrades ensure that the range now offers even more performance benefits.

Available in European (BS) and ANSI standard, A&S chain is available with a choice of lubricant to meet customer's specific requirements.

### The Renold Group

A&S roller chain is one of the many chain products from Renold, the leading manufacturer of chain and power transmission products. With a worldwide network of sales companies and distributors, Renold offers global product availability and support for its customers.



Simplex, duplex and triplex strands of A&S chain. Further multi-strand versions are available on request.

# All-purpose Standard Chain

New A&S chain includes solid extruded bush and roller components, not the weaker curled bushes offered by some other manufacturers. This combination ensures that there are no concentrated areas of stress within the bearing area which dramatically reduce the working life of the chain by increasing wear.

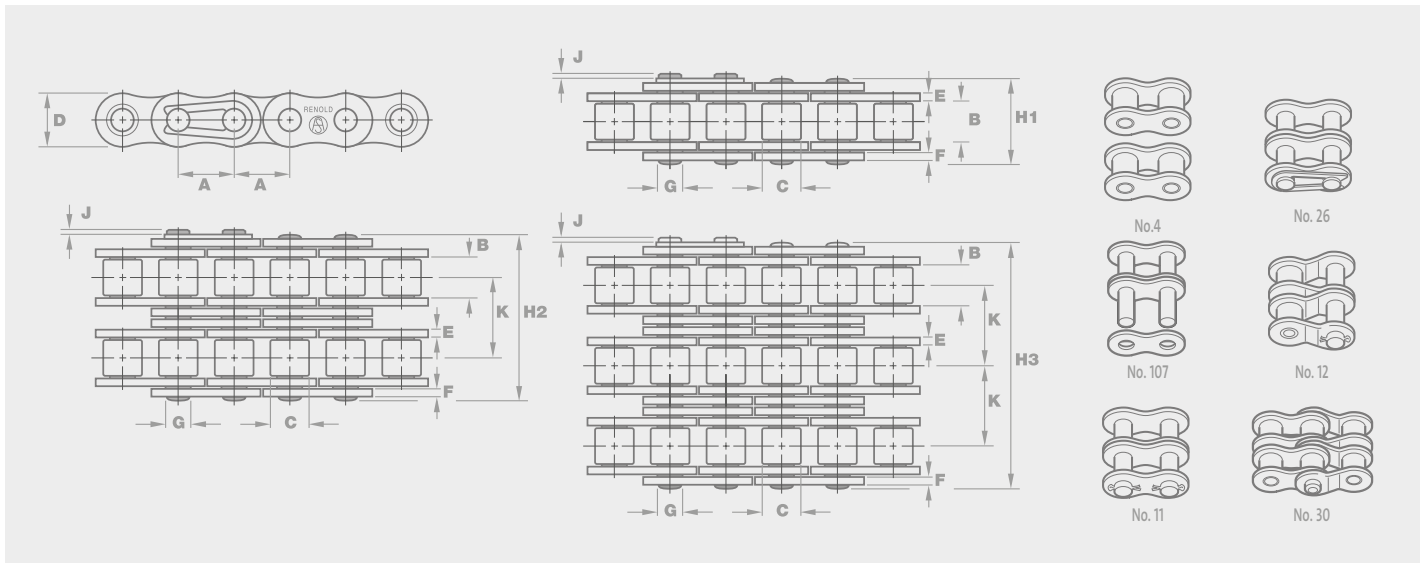
The side plates have been upgraded to have a wider waist, a feature recognised as producing better stress distribution and thus improving the fatigue resistance of the chain.

This improves the chain's dynamic load capability. The heat treatment they receive as standard also contributes to their durability.

- Available with wedge riveting
- Solid extruded bush
- Solid extruded roller
- High waisted plates
- Hardened and shot-peened plates
- Comprehensive European (BS) and ANSI standard ranges
- Choice of lubricant to meet customer's requirements
- A&S - more than just a chain

# Renold A&S Roller Chain

## European (BS) Standard / ISO 606



Chain Ref.		Technical Details (mm)												Connecting Links		
Renold Chain No.	ISO Ref.	Pitch (inch)	Pitch (mm)	Inside Width	Roller Diam.	Plate Height	Plate Width Inner	Plate Width Outer	Pin Diam.	Pin Length	Conn. Link Extension	Transverse Pitch	ISO606 Tensile Strength (NEWTONS)	Weight kg/m		
					MIN	MAX	MAX	MAX	MAX	MAX	MAX	NOM	MIN			

### European (BS) Standard - Simplex

Chain Ref.	ISO Ref.	A	A	B	C	D	E	F	G	H1	J	K	ISO606 Tensile Strength (NEWTONS)	Weight kg/m	4	107	26	30
1000001	-	0.158	4.000	2.70	2.50	4.10	0.57	0.57	1.65	6.8	1.2	-	1800	0.07	4	107	11	
AR03B1	03	0.197	5.000	2.50	3.20	4.10	0.60	0.60	1.49	7.4	1.3	-	2200	0.08	4	107	26	30
AR04B1	04	0.236	6.000	2.80	4.00	5.00	0.60	0.60	1.85	7.4	1.0	-	3000	0.12	4	107	26	30
AR05B1	05B-1	0.315	8.000	3.00	5.00	7.11	0.76	0.76	2.31	8.6	1.5	-	4400	0.18	4	107	26	30
AR06B1*	06B-1	0.375	9.525	5.72	6.35	8.20	1.29	1.04	3.28	12.5	1.3	-	8900	0.39	4	107	26	30
AR08B1**	08B-1	0.500	12.700	7.75	8.51	11.70	1.55	1.55	4.45	16.5	2.0	-	17800	0.70	4	107	26	30
AR10B1**	10B-1	0.625	15.875	9.65	10.16	14.60	1.55	1.55	5.08	18.8	2.5	-	22200	0.96	4	107	26	30
AR12B1**	12B-1	0.750	19.050	11.68	12.07	16.00	1.81	1.81	5.72	21.9	2.6	-	28900	1.22	4	107	26	30
AR16B1**	16B-1	1.000	25.400	17.02	15.88	21.08	4.12	3.10	8.28	34.9	2.2	-	60000	2.80	4	107	26	12 30
AR20B1**	20B-1	1.250	31.750	19.56	19.05	26.42	4.62	3.61	10.19	39.8	2.7	-	95000	3.85	4	107	26	12
AR24B1**	24B-1	1.500	38.100	25.40	25.40	33.40	6.10	5.08	14.63	52.6	6.8	-	160000	7.45	4	107	11	12
AR28B1	28B-1	1.750	44.450	30.99	27.94	37.08	7.62	6.35	15.90	64.2	6.8	-	200000	9.35	4	107	11	12
AR32B1	32B-1	2.000	50.800	30.99	29.21	42.29	7.11	6.35	17.81	63.4	8.0	-	250000	10.10	4	107	11	12
AR40B1	40B-1	2.500	63.500	39.30	39.37	52.96	8.13	8.13	22.89	78.2	9.5	-	355000	16.50	4	107	11	12

### European (BS) Standard - Duplex

Chain Ref.	ISO Ref.	A	A	B	C	D	E	F	G	H2	J	K	ISO606 Tensile Strength (NEWTONS)	Weight kg/m	4	107	26	30
AR04B2	04	0.236	6.000	2.80	4.00	5.00	0.60	0.60	1.85	7.4	1.0	5.50	6000	0.24	4	107	26	30
AR05B2	05B-2	0.315	8.000	3.00	5.00	7.11	0.76	0.76	2.31	14.3	1.5	5.64	7800	0.36	4	107	26	30
AR06B2*	06B-2	0.375	9.525	5.72	6.35	8.20	1.29	1.04	3.28	23.0	1.3	10.24	16900	0.78	4	107	26	30
AR08B2**	08B-2	0.500	12.700	7.75	8.51	11.70	1.55	1.55	4.45	30.4	2.0	13.92	31100	1.38	4	107	26	30
AR10B2**	10B-2	0.625	15.875	9.65	10.16	14.60	1.55	1.55	5.08	35.4	2.5	16.59	44500	1.69	4	107	26	30
AR12B2**	12B-2	0.750	19.050	11.68	12.07	16.00	1.81	1.81	5.72	41.4	2.6	19.46	57800	2.42	4	107	26	30
AR16B2**	16B-2	1.000	25.400	17.02	15.88	21.08	3.76	3.10	8.28	66.8	2.2	31.88	106000	5.50	4	107	26	12
AR20B2	20B-2	1.250	31.750	19.56	19.05	26.42	4.62	3.61	10.19	76.7	2.7	36.45	170000	7.80	4	107	26	12
AR24B2	24B-2	1.500	38.100	25.40	25.40	33.40	6.10	5.08	14.63	101.3	6.8	48.36	280000	14.80	4	107	11	12
AR28B2	28B-2	1.750	44.450	30.99	27.94	37.08	7.62	6.35	15.90	123.7	6.8	59.56	360000	18.60	4	107	11	12
AR32B2	32B-2	2.000	50.800	30.99	29.21	42.29	7.11	6.35	17.81	122.0	8.0	58.55	450000	20.10	4	107	11	12
AR40B2	40B-2	2.500	63.500	39.30	39.37	52.96	8.13	8.13	22.89	150.5	9.5	72.29	630000	32.80	4	107	11	12

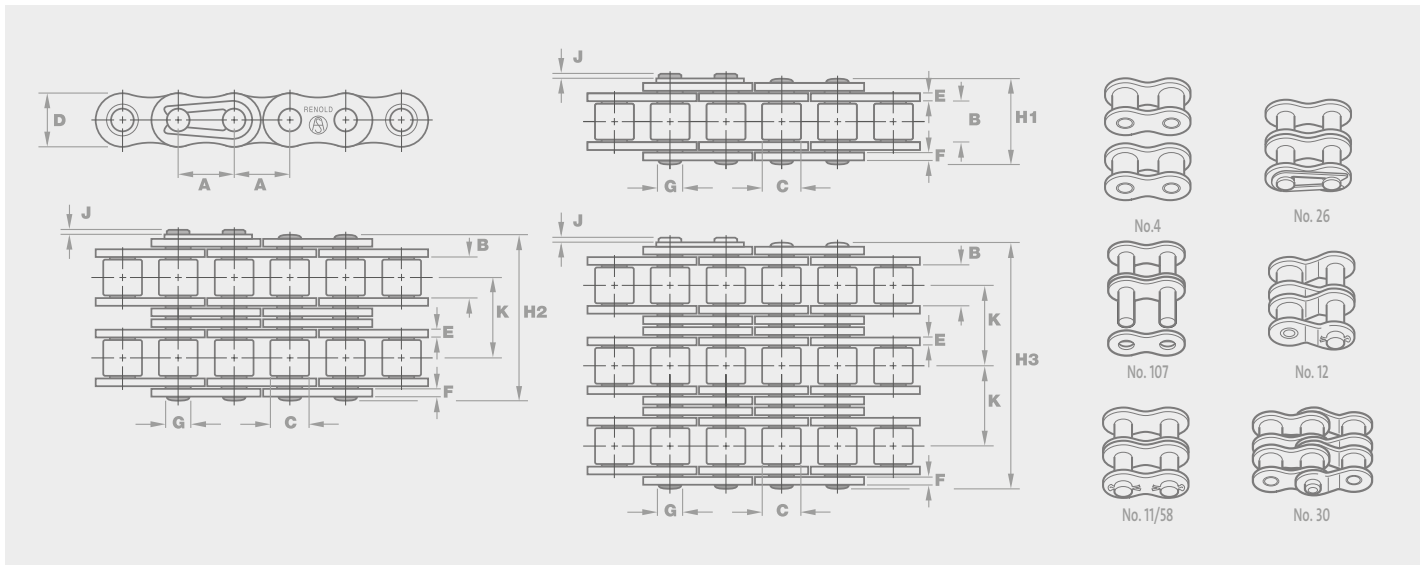
\* Only with straight plates \*\* Straight side plates available

For the use of roller or bush chains in lifting applications, it is necessary to specify this in the order to ensure the specific CE mark will be given.

Also available in European (BS) Standard triplex chain

# Renold A&S Roller Chain

## ANSI Standard / ISO 606



Chain Ref.		Technical Details (mm)													Connecting Links	
Renold Chain No.	ISO Ref.	Pitch (inch)	Pitch (mm)	Inside Width	Roller Diam.	Plate Height	Plate Width Inner	Plate Width Outer	Pin Diam.	Pin Length	Conn. Link Extension	Transverse Pitch	ISO606 Tensile Strength (NEWTONS)	Weight kg/m		
					MIN	MAX	MAX	MAX	MAX	MAX	MAX	NOM	MIN			

### ANSI Standard - Simplex

		A	A	B	C	D	E	F	G	H1	J	K				
AR25A1	25-1	0.250	6.350	3.10	3.30	5.90	0.76	0.76	2.30	7.9	1.2	-	3500	0.12	4	107 26
AR35A1	35-1	0.375	9.525	4.68	5.08	8.60	1.29	1.29	3.59	12.0	1.7	-	7900	0.35	4	107 26
AR40A1	40-1	0.500	12.700	7.85	7.92	11.20	1.55	1.55	3.97	16.4	2.1	-	13900	0.60	4	107 26
AR50A1**	50-1	0.625	15.875	9.40	10.16	14.60	2.04	2.04	5.08	20.4	2.7	-	21800	1.00	4	107 11 26 12
AR60A1**	60-1	0.750	19.050	12.57	11.91	17.50	2.45	2.45	5.94	25.3	2.6	-	31300	1.47	4	107 11 26 12
AR80A1	80-1	1.000	25.400	15.75	15.88	24.13	3.25	3.25	7.94	32.7	3.0	-	55600	2.80	4	107 11 58 12
AR100A1	100-1	1.250	31.750	18.90	19.05	30.17	4.06	4.06	9.54	39.7	4.2	-	87000	4.20	4	107 11 58 12
AR120A1	120-1	1.500	38.100	25.23	22.23	36.20	4.80	4.80	11.11	49.3	5.3	-	125000	5.70	4	107 11 58 12
AR140A1	140-1	1.750	44.450	25.23	25.40	42.23	5.61	5.61	12.71	52.9	5.2	-	170000	7.80	4	107 11 58 12
AR160A1	160-1	2.000	50.800	31.55	28.58	48.26	6.35	6.35	14.29	63.1	6.5	-	223000	10.40	4	107 11 58 12
AR200A1	200-1	2.500	63.500	37.85	39.67	60.33	8.13	8.13	19.85	76.9	9.0	-	347000	17.30	4	107 11 58 12

### ANSI Standard - Duplex

		A	A	B	C	D	E	F	G	H2	J	K				
AR25A2	25-2	0.250	6.350	3.10	3.30	5.90	0.76	0.76	2.30	14.2	1.2	6.40	7000	0.26	4	107 26
AR35A2	35-2	0.375	9.525	4.68	5.08	8.60	1.29	1.29	3.59	22.2	1.7	10.13	15800	0.62	4	107 26
AR40A2	40-2	0.500	12.700	7.85	7.92	11.20	1.55	1.55	3.97	30.8	2.1	14.38	27800	1.20	4	107 26
AR50A2	50-2	0.625	15.875	9.40	10.16	14.60	2.04	2.04	5.08	38.4	2.7	18.11	43600	1.98	4	107 11 26 12
AR60A2	60-2	0.750	19.050	12.57	11.91	17.50	2.45	2.45	5.94	48.1	2.6	22.78	62600	2.91	4	107 11 26 12
AR80A2	80-2	1.000	25.400	15.75	15.88	24.13	3.25	3.25	7.94	61.9	3.0	29.29	111200	5.50	4	107 11 58 12
AR100A2	100-2	1.250	31.750	18.90	19.05	30.17	4.06	4.06	9.54	75.4	4.2	35.76	174000	8.40	4	107 11 58 12
AR120A2	120-2	1.500	38.100	25.23	22.23	36.20	4.80	4.80	11.11	94.7	5.3	45.44	250000	11.00	4	107 11 58 12
AR140A2	140-2	1.750	44.450	25.23	25.40	42.23	5.61	5.61	12.71	101.8	5.2	48.87	340000	15.50	4	107 11 58 12
AR160A2	160-2	2.000	50.800	31.55	28.58	48.26	6.35	6.35	14.29	121.6	6.5	58.55	446000	20.60	4	107 11 58 12

◦ Bush Chain \*\* Straight side plates available

For the use of roller or bush chains in lifting applications, it is necessary to specify this in the order to ensure the specific CE mark will be given.

Also available in ANSI Standard triplex chain

For more information  
or to contact your  
local sales team go  
to [www.renold.com](http://www.renold.com)

Whilst all reasonable care is taken in compiling  
the information contained in this brochure, no  
responsibility is accepted for printing errors.  
All information contained in this brochure is  
subject to change after the date of publication.

© Renold Power Transmission 2023.  
Ref: REN60 / ENG / 07.23

